

CL1500 2V 1500Ah(10hr)



The rechargeable batteries are lead-lead dioxide systems. The dilute sulfuric acid electrolyte is absorbed by separators and plates and thus immobilized. Should the battery be accidentally overcharged producing hydrogen and oxygen, special one-way valves allow the gases to escape thus avoiding excessive pressure build-up. Otherwise, the battery is completely sealed and is, therefore, maintenance-free, leak proof and usable in any position.

Battery Construction

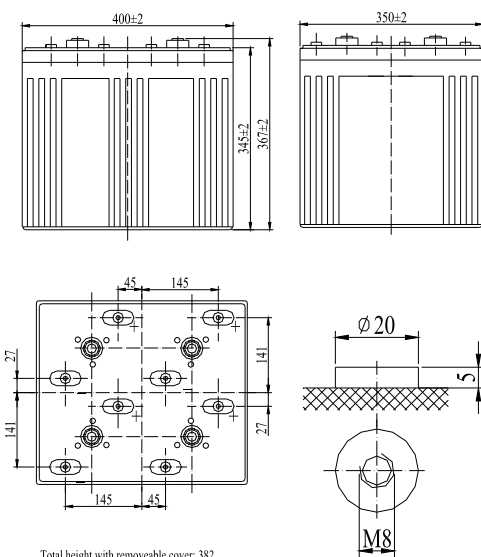
Component	Positive plate	Negative plate	Container	Cover	Safety valve	Terminal	Separator	Electrolyte
Raw material	Lead dioxide	Lead	ABS	ABS	Rubber	Copper	Fiberglass	Sulfuric acid

General Features

- Absorbent Glass Mat (AGM) technology for efficient gas recombination of up to 99% and freedom from electrolyte maintenance or water adding.
- Not restricted for air transport-complies with IATA/ICAO Special Provision A67.
- UL-recognized component.
- Can be mounted in any orientation.
- Computer designed lead, calcium tin alloy grid for high power density.
- Long service life, float or cyclic applications.
- Maintenance-free operation.
- Low self discharge.

Dimensions and Weight

Length(mm / inch).....400 / 15.75
 Width(mm / inch).....350 / 13.78
 Height(mm / inch).....345 / 13.58
 Total Height(mm / inch).....382 / 15.04
 Approx. Weight(Kg / lbs).....100 / 220.5



Total height with removable cover: 382

Performance Characteristics

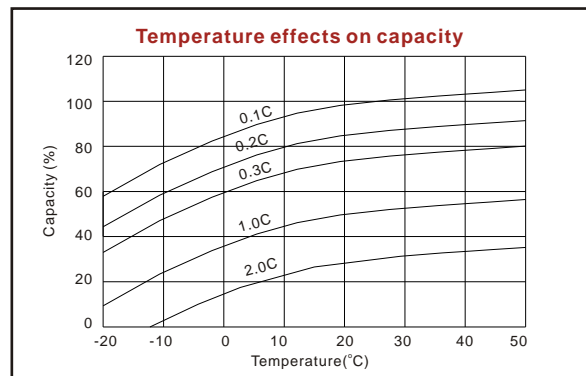
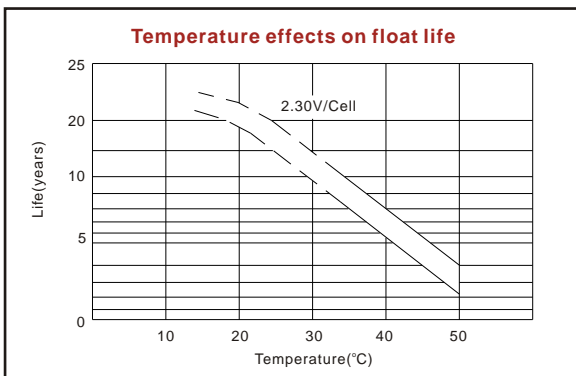
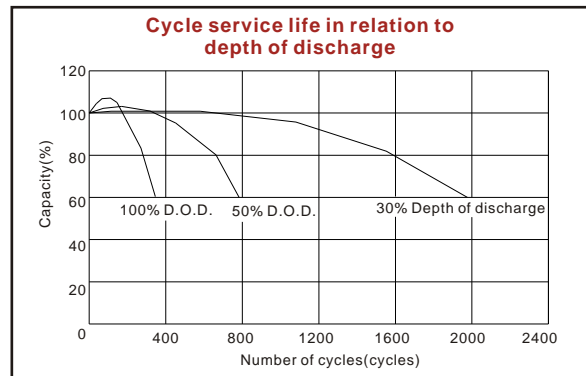
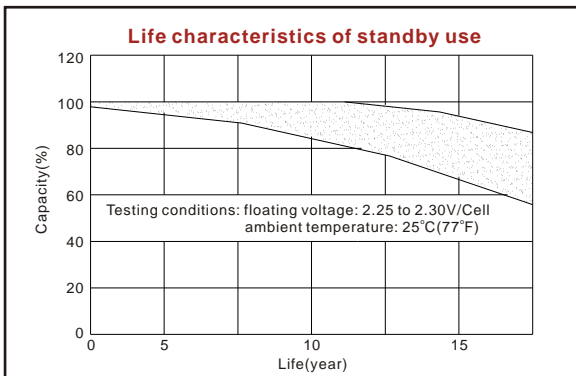
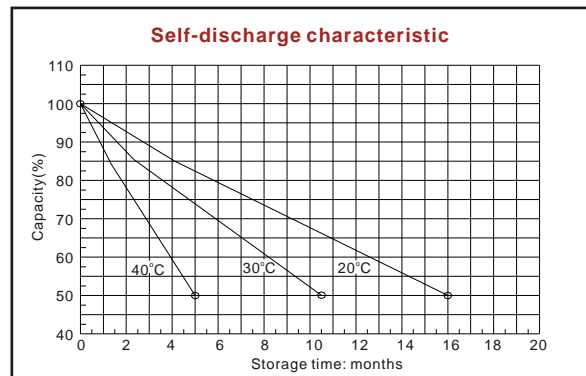
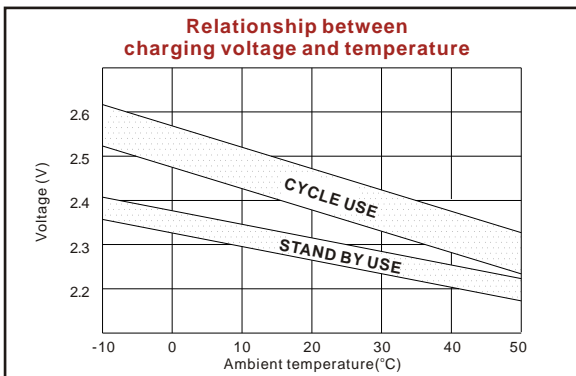
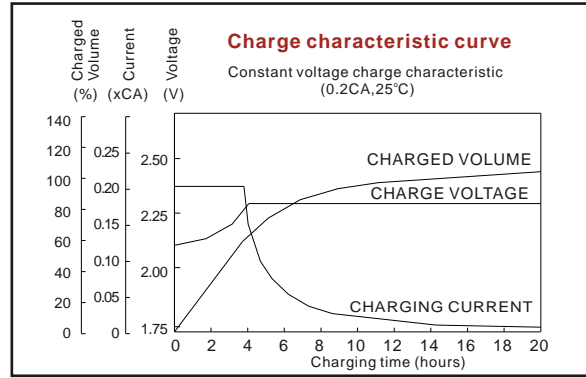
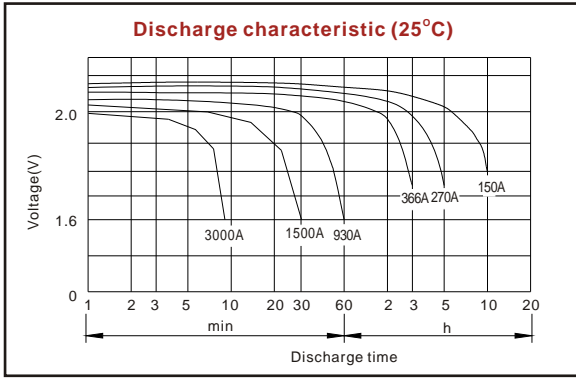
Nominal Voltage2V
 Number of cell1
 Design Life20 years
 Nominal Capacity 77°F(25°C)
 10 hour rate (150A, 1.8V).....1500Ah
 5 hour rate (270A, 1.75V).....1350Ah
 1 hour rate (930A, 1.6V).....930Ah
 Internal Resistance
 Fully Charged battery 77°F(25°C)0.53mOhms
 Self-Discharge
 3% of capacity declined per month at 20°C(average)
 Operating Temperature Range
 Discharge-20~60°C
 Charge-10~60°C
 Storage-20~60°C
 Max. Discharge Current 77°F(25°C)4000A(5s)
 Charge Methods: Constant Voltage Charge 77°F(25°C)
 Cycle use2.35-2.45V
 Maximum charging current300A
 Temperature compensation.....-5.0mV/°C
 Standby use2.25-2.3V
 Temperature compensation.....-3.3mV/°C

Discharge Constant Current (Amperes at 77°F25°C)

End Point Volts/Cell	10min	15min	30min	45min	1h	3h	5h	10h
1.60V	2724	2048	1500	1132	930	408	288	161
1.65V	2583	1950	1433	1087	900	395	282	159
1.70V	2436	1848	1365	1039	870	381	276	157
1.75V	2285	1745	1294	989	833	366	270	153
1.80V	2131	1640	1221	938	795	350	262	150

Discharge Constant Power (Watts at 77°F25°C)

End Point Volts/Cell	10min	15min	30min	45min	1h	2h	3h	5h
1.60V	4267	3451	2495	1990	1638	975	745	526
1.65V	4022	3266	2368	1899	1563	930	723	520
1.70V	3772	3077	2242	1804	1491	887	701	515
1.75V	3524	2887	2112	1705	1446	860	679	501
1.80V	3276	2695	1979	1609	1335	794	657	492



ISO9001:2000

MH25860

G4M19906-9202-E-16

www.vision-batt.com

Shenzhen Center Power Tech. Co., Ltd.
 RM 1801, 18/F, Cangsong Bldg., Terra 6 Rd, Chegongmiao, Futian District, Shenzhen 518040 China
 Tel: (+86-755) 8343 5688 Fax: (+86-755) 8384 9585 E-mail: sales@vision-batt.com